Strums/Rhythms
The tie

Review:

QUARTER NOTES



EIGHTH NOTES

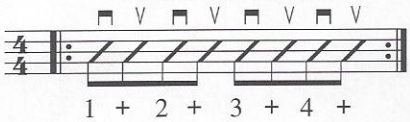

Combining quarters & eighths:

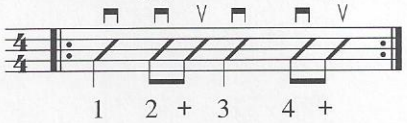

Be sure you can play this pattern over & over, evenly and with no mistakes before going on:
(If strum number 1 shown below is difficult to play, spend more time reviewing this rhythm.)

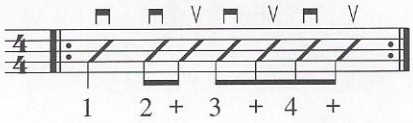

The tie: ⌒

When 2 notes are tied together (connected with this symbol: ⌒), do not pick (or strum) the second note. Simply add its time value to the preceeding note.

Practice the following rhythm over & over.
This strumming pattern is very commonly used.

1.

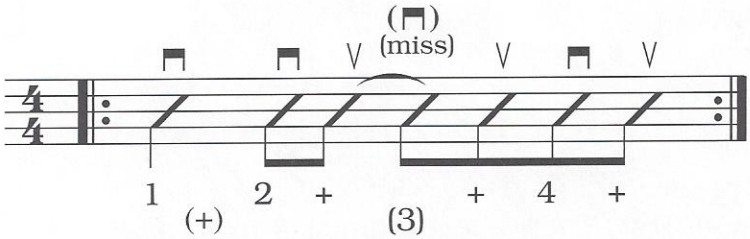

Practice these strumming exercises.

% The "single measure repeat" means to play the previous measure again.

2.

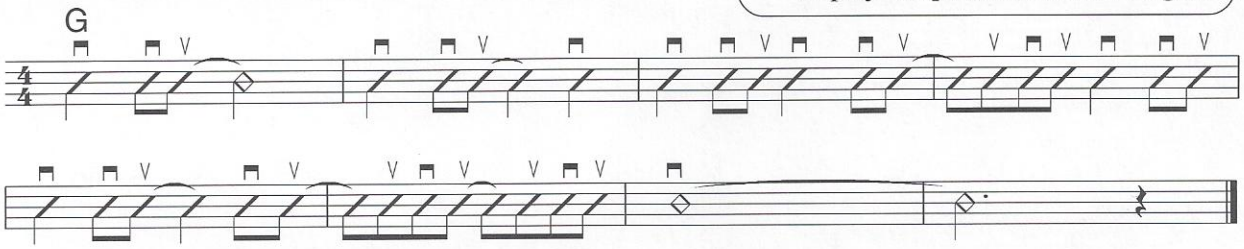

3.



4.

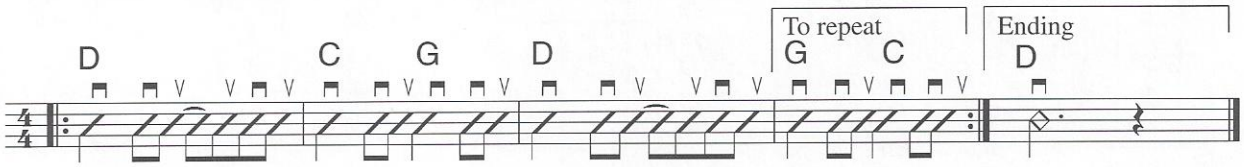

CD track 8

To review rhythms: Page 7

More rhythms: Page 11